



Step 5:

Add finishing touches.



Step 6:


Color in your piece.

Tips

Any media is fine to use, whether it's paint or graphite or ink, etc.

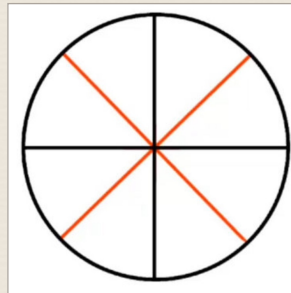

Try not to pressure yourself too much when creating the design - mandalas are meant to be a calming process

STEPS TO CREATING A MANDALA



Step 1:

Create a symmetrical circle in the middle of your page.


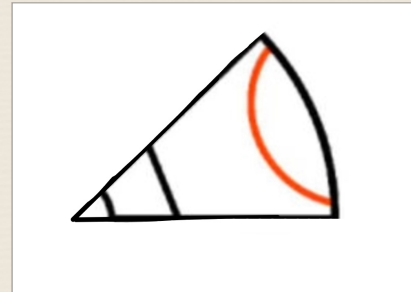


Step 2:

Divide the circle into 8 even triangles.

Step 3:

Draw your design on a separate triangle that is the same measurement.



Step 4:

Trace design on all the squares.

